



NATIONAL TYPE EVALUATION PROGRAM

# Certificate of Conformance

for Weighing and Measuring Devices

**For:**

Indicating Element  
Digital Electronic  
Models: LP7510A and LP7510B  
 $n_{\max}$ : 5 000  
Accuracy Class: III

**Submitted By:**

Locosc Precision Technology Corp.  
137 Zhenyong Rd  
Ningbo, Zhenjiang  
China 315021  
Tel: 626-318-4829  
Fax: 626-802-4807  
Email: [locoscprecision@gmail.com](mailto:locoscprecision@gmail.com)  
Contact: John Fu

### Standard Features and Options

**Standard Features:**

- Semi-automatic (push-button) Zero
- Automatic Zero Tracking (AZT)
- Keyboard Tare
- Receipt Printer
- AC Power
- Gross/Tare /Net Display
- LED Display (model LP7510A)
- LCD Display (model LP7510B)
- Pound/kg Conversion
- RS-232 Communication Port
- Wall Mounting Bracket

Temperature Range: -10 °C to 40 °C (14 °F to 104 °F)

This device was evaluated under the National Type Evaluation Program and was found to comply with the applicable technical requirements of "NIST Handbook 44: Specifications, Tolerances and Other Technical Requirements for Weighing and Measuring Devices." Evaluation results and device characteristics necessary for inspection and use in commerce are on the following pages.

Randy Jennings  
Chairman, NCWM, Inc.

Judith L. Carden  
Chairman, National Type Evaluation Program Committee  
Issued: April 2, 2010

1135 M Street, Suite 110 / Lincoln, Nebraska 68508

The National Conference on Weights and Measures (NCWM) does not approve, recommend or endorse any proprietary product or material, either as a single item or as a class or group. Results shall not be used in advertising or sales promotion to indicate explicit or implicit endorsement of the product or material by the NCWM.

**Locosc Precision Technology Corp.**

Indicating Element / LP7510A and LP7510B

**Application:** General purpose indicating element for use with a compatible and certified weighing element.

**Identification:** A tamper evident adhesive label is located on the top, left-hand side of the indicator.

**Sealing:** A physical security seal is threaded through two drilled head screws securing the back cover and preventing access to the calibration switch located inside the device. Calibration is initiated by turning the calibration switch on. While in calibration mode the indicator displays "Cal." Press "Print" to save entries and turn calibration switch off to return to normal weighing.

**Test Conditions:** This Certificate supersedes Certificate of Conformance number 09-070 and is issued without additional tests to update the marking requirements of the models submitted for evaluation and to correct the model information of the interfaced weighing element. The pictures of the two models are shown below with corresponding marking labels.

**Certificate of Conformance Number 09-070:** The emphasis of this evaluation was on device design, operation, performance, and compliance with influence factor requirements. The model LP7510 was submitted for evaluation and interfaced with a RADWAG weighing element model WPT-10 (Capacity 10 x 0.002 lb, Certificate of Conformance 07-067A1). Increasing/decreasing load tests were performed over a temperature range of -10°C to 40°C (14°F to 104°F) and line voltages of 100 VAC and 130 VAC. Additionally, the indicator was evaluated for RFI, tare, discrimination, center of zero, and print format tests.

**Evaluated By:** S. Boyd (CA)

**Type Evaluation Criteria Used:** NIST, Handbook 44: Specifications, Tolerances and Other Technical Requirements for Weighing and Measuring Devices, 2010. NCWM, Publication 14: Weighing Devices, 2009.

**Conclusion:** The results of the evaluation and information provided by the manufacturer indicate the device complies with applicable requirements.

**Information Reviewed By:** J. Truex (NCWM) 09-070, 09-070A1




**Locosc Precision Technology Corp.**  
Indicating Element / LP7510A and LP7510B

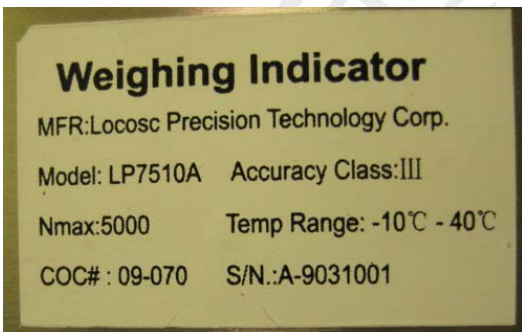
Examples of Device:



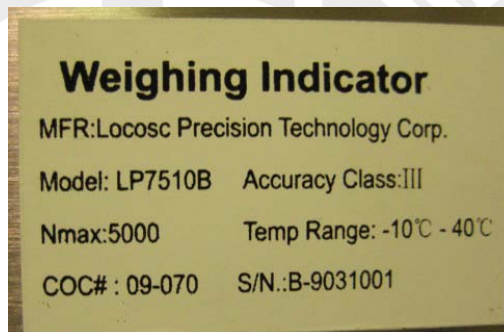
Locosc Model LP7510A (front view)




Locosc Model LP7510 B (front view)




Locosc Model LP7510A ID label



Locosc Model LP7510 B ID label



Rear View, Lead Wire Seal



Inside View, Calibration Switch